

Модульные льдогенераторы MIM

Технические характеристики

По вопросам продаж и поддержки обращайтесь:

Алматы (727)345-47-04
Ангарск (3955)60-70-56
Архангельск (8182)63-90-72
Астрахань (8512)99-46-04
Барнаул (3852)73-04-60
Белгород (4722)40-23-64
Благовещенск (4162)22-76-07
Брянск (4832)59-03-52
Владивосток (423)249-28-31
Владикавказ (8672)28-90-48
Владимир (4922)49-43-18
Волгоград (844)278-03-48
Вологда (8172)26-41-59
Воронеж (473)204-51-73
Екатеринбург (343)384-55-89

Иваново (4932)77-34-06
Ижевск (3412)26-03-58
Иркутск (395)279-98-46
Казань (843)206-01-48
Калининград (4012)72-03-81
Калуга (4842)92-23-67
Кемерово (3842)65-04-62
Киров (8332)68-02-04
Коломна (4966)23-41-49
Кострома (4942)77-07-48
Краснодар (861)203-40-90
Красноярск (391)204-63-61
Курск (4712)77-13-04
Курган (3522)50-90-47
Липецк (4742)52-20-81

Магнитогорск (3519)55-03-13
Москва (495)268-04-70
Мурманск (8152)59-64-93
Набережные Челны (8552)20-53-41
Нижний Новгород (831)429-08-12
Новокузнецк (3843)20-46-81
Ноябрьск (3496)41-32-12
Новосибирск (383)227-86-73
Омск (3812)21-46-40
Орел (4862)44-53-42
Оренбург (3532)37-68-04
Пенза (8412)22-31-16
Петрозаводск (8142)55-98-37
Псков (8112)59-10-37
Пермь (342)205-81-47

Ростов-на-Дону (863)308-18-15
Рязань (4912)46-61-64
Самара (846)206-03-16
Санкт-Петербург (812)309-46-40
Саратов (845)249-38-78
Севастополь (8692)22-31-93
Саранск (8342)22-96-24
Симферополь (3652)67-13-56
Смоленск (4812)29-41-54
Сочи (862)225-72-31
Ставрополь (8652)20-65-13
Сургут (3462)77-98-35
Сыктывкар (8212)25-95-17
Тамбов (4752)50-40-97
Тверь (4822)63-31-35

Тольятти (8482)63-91-07
Томск (3822)98-41-53
Тула (4872)33-79-87
Тюмень (3452)66-21-18
Ульяновск (8422)24-23-59
Улан-Удэ (3012)59-97-51
Уфа (347)229-48-12
Хабаровск (4212)92-98-04
Чебоксары (8352)28-53-07
Челябинск (351)202-03-61
Череповец (8202)49-02-64
Чита (3022)38-34-83
Якутск (4112)23-90-97
Ярославль (4852)69-52-93

Россия +7(495)268-04-70

Казахстан +7(727)345-47-04

Беларусь +(375)257-127-884

Узбекистан +998(71)205-18-59

Киргизия +996(312)96-26-47

эл.почта: mex@nt-rt.ru || сайт: <https://maxx-ice.nt-rt.ru/>



**Maxx Ice Intelligent Series Modular Ice Machine,
22"W, 373 lbs, Full Dice Ice Cubes, in Stainless
Steel with Black Trim (MIM360N)**

Ensure there's always an ample supply of ice available with the Maxx Ice Intelligent Series Modular Ice Machine. Intelligent Series Ice Machines are designed to consume up to 40% less water than similar competitor units and produce ice up to 20% faster. Maxx Ice Intelligent Series modular, air-cooled ice machines are designed for high-volume ice production applications. This 22-inch-wide unit is compatible with most ice storage bins and beverage dispensers (sold separately). This modular ice machine produces up to 373 lbs (169 kg) of half dice ice cubes daily. This commercial ice maker is constructed of durable stainless steel with black trim and features a hinged front panel for easy cleaning and servicing. The intelligent digital screen displays the ice machine status and temperature. This ice maker machine is ideal for commercial settings with high ice production demands, such as restaurants, bars, hotels, event venues, educational institutions and more. The digital controls, vertical evaporator and proven ice-

making technology will deliver years of reliable ice production. This ice maker meets Energy Star, UL and NSF guidelines and is available in 120V and international voltage upon request. Covered by the Maxx Ice One-Year Limited Warranty.

- Modular unit is compatible with most 22" ice storage bins and beverage dispensers (sold separately)
- Produces up to 373 lbs (169 kg) of full ice cubes daily
- 22" ice maker can be stacked with the addition of an adapter to increase ice production in high volume kitchens
- Designed to consume up to 40% less water than similar competitor units
- User friendly, exterior diagnostic digital controller display is intuitive
- Exterior is constructed of stainless steel and black trim
- Hinged front panel design allows for easy access, maintenance and service
- The intelligent digital screen displays ice machine status and temperature
- Power for unit also illuminates the internal LED light in storage bin (sold separately)
- Automatic cleaning cycle and bin overflow prevention



**Maxx Ice Intelligent Series Modular Ice Machine,
22"W, 361 lbs, Half Dice Ice Cubes, in Stainless
Steel with Black Trim (MIM360NH)**

Ensure there's always an ample supply of ice available with the Maxx Ice Intelligent Series Modular Ice Machine. Intelligent Series Ice Machines are designed to consume up to 40% less water than similar competitor units and produce ice up to 20% faster. Maxx Ice Intelligent Series modular, air-cooled ice machines are designed for high-volume ice production applications. This 22-inch-wide unit is compatible with most ice storage bins and beverage dispensers (sold separately). This modular ice machine produces up to 361 lbs (164 kg) of half dice ice cubes daily. This commercial ice maker is constructed of durable stainless steel with black trim and features a hinged front panel for easy cleaning and servicing. The intelligent digital screen displays the ice machine status and temperature. This ice maker machine is ideal for commercial settings with high ice production demands, such as restaurants, bars, hotels, event venues, educational institutions and more. The digital controls, vertical evaporator and proven ice-

making technology will deliver years of reliable ice production. This ice maker meets Energy Star, UL and NSF guidelines and is available in 120V and international voltage upon request. Covered by the Maxx Ice One-Year Limited Warranty.

- Modular unit is compatible with most 22" ice storage bins and beverage dispensers (sold separately)
- Produces up to 361 lbs (164 kg) of half ice cubes daily
- 22" ice maker can be stacked with the addition of an adapter to increase ice production in high volume kitchens
- Designed to consume up to 40% less water than similar competitor units
- User friendly, exterior diagnostic digital controller display is intuitive
- Exterior is constructed of stainless steel and black trim
- Hinged front panel design allows for easy access, maintenance and service
- The intelligent digital screen displays ice machine status and temperature
- Power for unit also illuminates the internal LED light in storage bin (sold separately)
- Automatic cleaning cycle and bin overflow prevention



**Maxx Ice Intelligent Series Modular Ice Machine,
22"W, 373 lbs, Full Dice Ice Cubes, and Storage
Bin, 22"W, 310 lbs, in Stainless Steel (MIM360N-
B310)**

Designed to consume up to 40% less water than similar competitor units and produce ice up to 20% faster, the Maxx Ice MIM360N-B310 Intelligent Series Modular Ice Machine and Storage Bin is ideal for high-volume ice production applications. This ice machine and bin duo is ideal for restaurants, entertainment, hospitality, grocery, education and institution applications. Capable of producing up to 373 pounds of full dice ice cubes daily, this ice machine ensures you'll always have plenty of ice on hand. This narrow modular ice machine measures 22-inches wide and is ideal for tight places where space and height are limited. It can be stacked with the Maxx Ice 22" Ice Storage Bin, which holds up to 310 pounds of ice. The stainless steel with black trim exterior features a hinged front panel for easy cleaning and servicing. The digital controls, vertical evaporator and proven ice-making technology will deliver years of

reliable ice production. The ice storage bin features an easy-to-clean polyethylene storage bin liner for improved sanitation. Four 6-inch adjustable legs stabilize the ice storage bin and make cleaning underneath a breeze. Choose the Maxx Ice Intelligent Series Modular Ice Machine and Storage Bin for a winning combo that will provide years of reliable, high-volume ice production.

- Ice machine produces up to 373 pounds of full dice ice cubes daily
- This Intelligent Series ice machine is designed to consume up to 40% less water than similar competitor units and produce ice up to 20% faster
- Ice storage bin has a 310 pound capacity
- Narrow modular unit fits in tight places where space and height are limited and is compatible with most 22" ice storage bins and beverage dispensers
- Storage bin features LED illuminated interior when access lid is open
- Exterior is constructed of stainless steel and black trim
- Programmable, user-friendly digital controls
- The digital screen displays ice machine status and temperature
- Automatic cleaning cycle and bin overflow prevention
- Air-cooled compressor



**Maxx Ice Intelligent Series Modular Ice Machine,
22"W, 361 lbs, Half Dice Ice Cubes, with Storage
Bin, 22"W, 310 lbs, in Stainless Steel (MIM360NH-
B310)**

Designed to consume up to 40% less water than similar competitor units and produce ice up to 20% faster, the Maxx Ice MIM360NH-B310 Intelligent Series Modular Ice Machine and Storage Bin is ideal for high-volume ice production applications. This ice machine and bin duo is ideal for restaurants, entertainment, hospitality, grocery, education and institution applications. Capable of producing up to 361 pounds of half dice ice cubes daily, this ice machine ensures you'll always have plenty of ice on hand. This narrow modular ice machine measures 22-inches wide and is ideal for tight places where space and height are limited. It can be stacked with the Maxx Ice 22" Ice Storage Bin, which holds up to 310 pounds of ice. The stainless steel with black trim exterior features a hinged front panel for easy cleaning and servicing. The digital controls, vertical evaporator and proven ice-making technology will deliver years of

reliable ice production. The ice storage bin features an easy-to-clean polyethylene storage bin liner for improved sanitation. Four 6-inch adjustable legs stabilize the ice storage bin and make cleaning underneath a breeze. Choose the Maxx Ice Intelligent Series Modular Ice Machine and Storage Bin for a winning combo that will provide years of reliable, high-volume ice production.

- Ice machine produces up to 361 pounds of half dice ice cubes daily
- This Intelligent Series ice machine is designed to consume up to 40% less water than similar competitor units and produce ice up to 20% faster
- Ice storage bin has a 310 pound capacity
- Narrow modular unit fits in tight places where space and height are limited and is compatible with most 22" ice storage bins and beverage dispensers
- Storage bin features LED illuminated interior when access lid is open
- Exterior is constructed of stainless steel and black trim
- Programmable, user-friendly digital controls
- The digital screen displays ice machine status and temperature
- Automatic cleaning cycle and bin overflow prevention
- Air-cooled compressor

INTELLIGENT SERIES 22" MODULAR ICE MACHINES


MODEL: MIM360N MIM360NH



Designed to fit perfectly with the MIB310N Bin (sold separately)

ELECTRIC

115V / 60Hz / 1Ph
(230V / 50-60Hz / 1Ph is available as an option)
6' (2m) NEMA 5-15P cord set included



NEMA 5-15P

3RD PARTY APPROVALS



Certified to ANSI NSF 12



Certified to ANSI UL 563



DOE 2018 Compliant



Meets Energy Star Guidelines

Maxx Ice Intelligent Series modular, air-cooled ice machines are designed for high volume ice production application. The modular units are compatible with most ice storage bins and beverage dispensers. Available in both full or half dice cubes, the stainless steel and black trim exterior features a hinged front panel for easy cleaning and servicing. The digital controls, vertical evaporator and proven ice making technology will deliver years of reliable ice production.

FEATURES AND CONSTRUCTION

- Stainless steel, black trim exterior
- Narrow 22" width - fits in tight places where space and height is limited
- Air-cooled compressor
- Programmable, user-friendly digital controls
- Digital screen displays ice machine status
- Automatic cleaning cycle and bin overflow prevention
- Power for unit also illuminates the internal LED light in storage bin (MIB310N - sold separately)
- Hinged front panel for easy cleaning and service
- Units are stackable for increased ice production (optional adapter is required)

DAILY ICE PRODUCTION

Air Temp 70°F (21°C) / Water Temp 50°F (10°C)

MIM360N.....	373 lbs (169 kg)
MIM360NH	361 lbs (164 kg)

Air Temp 90°F (32°C) / Water Temp 70°F (21°C)

MIM360N.....	288 lbs (131 kg)
MIM360NH	285 lbs (129 kg)

OPERATING REQUIREMENTS

Ambient Air Temperature Range..... 50° to 100°F (10° to 38°C)
 Water Temperature Range..... 41° to 90°F (5° to 32°C)
 Water Usage per 100 lbs of ice..... 13.12 Gallons (49.7L)
 Water Supply Line Connection 3/8" FPT

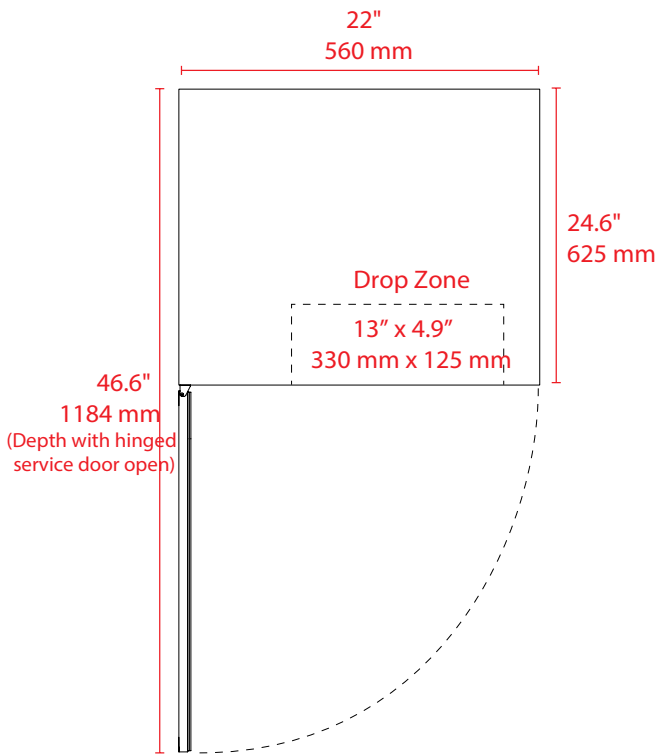
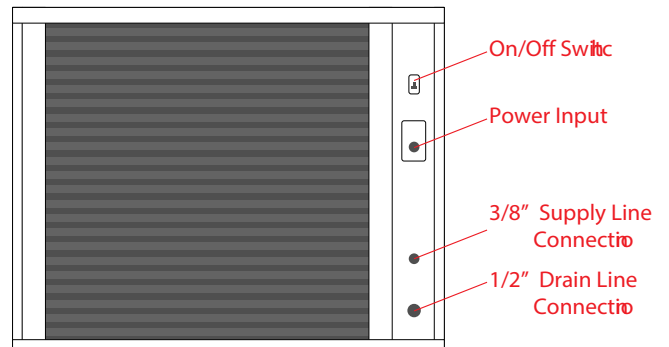
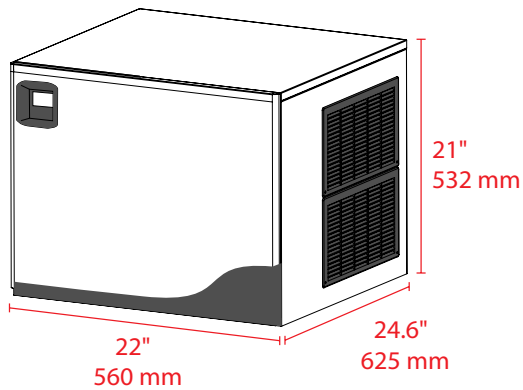
Water Pressure Range:

Min PSI..... 15	Max PSI80*
Min Bar 1.0	Max Bar5.5

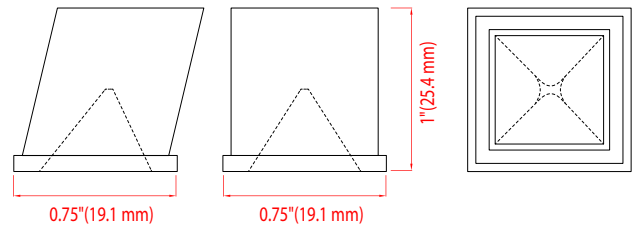
*Above 80 PSI requires a regulator

Energy Consumption per 100 lbs of ice:

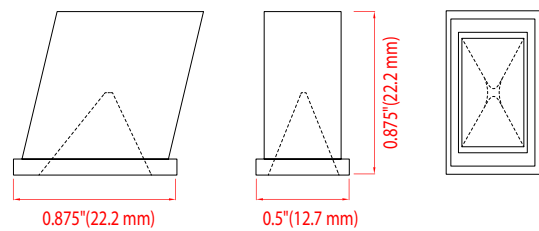
MIM360N/NH.....	6.1 kWh/100 lbs
-----------------	-----------------



FULL DICE CUBE (N MODELS)



HALF DICE CUBE (NH MODELS)



MODEL	EXTERNAL DIMENSIONS	DAILY ICE PRODUCTION (70°F Air / 50°F Water)	COMPATIBLE MAXX ICE STORAGE BIN	NET WEIGHT / SHIPPING WEIGHT	AMP DRAW (MAKING / HARVESTING)	REFRIGERANT AND CHARGE SIZE	ELECTRICAL
MIM360N	22" x 24.6" x 21" (560 x 625 x 532 mm)	373 lbs (169 kg)	MIB310N	93 lbs (42 kg) 111.5 lbs (50.5 kg)	7.5A / 10.5A	R-404a 24.5oz (695g)	115V / 60Hz / 1Ph
MIM360NH	22" x 24.6" x 21" (560 x 625 x 532 mm)	361 lbs (164 kg)	MIB310N	93 lbs (42 kg) 111.5 lbs (50.5 kg)	7.5A / 10.5A	R-404a 24.5oz (695g)	115V / 60Hz / 1Ph

INSTALLATION

- A clearance of 2" from the wall is recommended to promote adequate cooling air circulation
- A gravity drain line is required to install this ice machine
- For optimal performance, the use of a water filter is recommended



Maxx Ice Intelligent Series Modular Ice Machine, 30"W, 373 lbs, Full Dice Ice Cubes, in Stainless Steel with Black Trim (MIM370N)

Ensure there's always an ample supply of ice available with the Maxx Ice Intelligent Series Modular Ice Machine. Intelligent Series Ice Machines are designed to consume up to 40% less water than similar competitor units and produce ice up to 20% faster. Maxx Ice Intelligent Series modular, air-cooled ice machines are designed for high-volume ice production applications. This 30-inch-wide unit is compatible with most ice storage bins and beverage dispensers (sold separately). This modular ice machine produces up to 373 lbs (169 kg) of full dice ice cubes daily. This commercial ice maker is constructed of durable stainless steel with black trim and features a hinged front panel for easy cleaning and servicing. The intelligent digital screen displays the ice machine status and temperature. This ice maker machine is ideal for commercial settings with high ice production demands, such as restaurants, bars, hotels, event venues, educational institutions and more. The digital controls, vertical evaporator and proven ice-

making technology will deliver years of reliable ice production. This ice maker meets Energy Star, UL and NSF guidelines and is available in 120V and international voltage upon request. Covered by the Maxx Ice One-Year Limited Warranty.

- Modular unit is compatible with most 30" ice storage bins and beverage dispensers (sold separately)
- Produces up to 373 lbs (169 kg) of full dice ice cubes daily
- 30" ice maker can be stacked with the addition of an adapter to increase ice production in high volume kitchens
- Designed to consume up to 40% less water than similar competitor units
- User friendly, exterior diagnostic digital controller display is intuitive
- Exterior is constructed of stainless steel and black trim
- Hinged front panel design allows for easy access, maintenance and service
- The intelligent digital screen displays ice machine status and temperature
- Power for unit also illuminates the internal LED light in storage bin (sold separately)
- Automatic cleaning cycle and bin overflow prevention



Maxx Ice Intelligent Series Modular Ice Machine, 30"W, 361 lbs, Half Dice Ice Cubes, in Stainless Steel with Black Trim (MIM370NH)

Ensure there's always an ample supply of ice available with the Maxx Ice Intelligent Series Modular Ice Machine. Intelligent Series Ice Machines are designed to consume up to 40% less water than similar competitor units and produce ice up to 20% faster. Maxx Ice Intelligent Series modular, air-cooled ice machines are designed for high-volume ice production applications. This 30-inch-wide unit is compatible with most ice storage bins and beverage dispensers (sold separately). This modular ice machine produces up to 361 lbs (169 kg) of half dice ice cubes daily. This commercial ice maker is constructed of durable stainless steel with black trim and features a hinged front panel for easy cleaning and servicing. The intelligent digital screen displays the ice machine status and temperature. This ice maker machine is ideal for commercial settings with high ice production demands, such as restaurants, bars, hotels, event venues, educational institutions and more. The digital controls, vertical evaporator and proven ice-

making technology will deliver years of reliable ice production. This ice maker meets Energy Star, UL and NSF guidelines and is available in 120V and international voltage upon request. Covered by the Maxx Ice One-Year Limited Warranty.

- Modular unit is compatible with most 30" ice storage bins and beverage dispensers (sold separately)
- Produces up to 361 lbs (164 kg) of half dice ice cubes daily
- 30" ice maker can be stacked with the addition of an adapter to increase ice production in high volume kitchens
- Designed to consume up to 40% less water than similar competitor units
- User friendly, exterior diagnostic digital controller display is intuitive
- Exterior is constructed of stainless steel and black trim
- Hinged front panel design allows for easy access, maintenance and service
- The intelligent digital screen displays ice machine status and temperature
- Power for unit also illuminates the internal LED light in storage bin (sold separately)
- Automatic cleaning cycle and bin overflow prevention



**Maxx Ice Intelligent Series Modular Ice Machine,
30"W, 373 lbs, Full Dice Ice Cubes, and Storage
Bin, 30"W, 470 lbs, in Stainless Steel (MIM370N-
B470)**

Designed to consume up to 40% less water than similar competitor units and produce ice up to 20% faster, the Maxx Ice MIM370N-B470 Intelligent Series Modular Ice Machine and Storage Bin is ideal for high-volume ice production applications. This ice machine and bin duo is ideal for restaurants, entertainment, hospitality, grocery, education and institution applications. Capable of producing up to 373 pounds of full dice ice cubes daily, this ice machine ensures you'll always have plenty of ice on hand. This ice machine measures 30-inches wide and can be stacked with the Maxx Ice 30" Ice Storage Bin, which holds up to 470 pounds of ice. The stainless steel with black trim exterior features a hinged front panel for easy cleaning and servicing. The digital controls, vertical evaporator and proven ice-making technology will deliver years of reliable ice production. The ice storage bin features an easy-to-clean

polyethylene storage bin liner for improved sanitation. Four 6-inch adjustable legs stabilize the ice storage bin and make cleaning underneath a breeze. Choose the Maxx Ice Intelligent Series Modular Ice Machine and Storage Bin for a winning combo that will provide years of reliable, high-volume ice production.

- Ice machine produces up to 373 pounds of full dice ice cubes daily
- This Intelligent Series ice machine is designed to consume up to 40% less water than similar competitor units and produce ice up to 20% faster
- Ice storage bin has a 470 pound capacity
- Units are stackable for increased ice production
- Storage bin features LED illuminated interior when access lid is open
- Exterior is constructed of stainless steel and black trim
- Programmable, user-friendly digital controls
- The digital screen displays ice machine status and temperature
- Automatic cleaning cycle and bin overflow prevention
- Air-cooled compressor



**Maxx Ice Intelligent Series Modular Ice Machine,
30"W, 361 lbs, Half Dice Ice Cubes, and Storage
Bin, 30"W, 470 lbs, in Stainless Steel (MIM370NH-
B470)**

Designed to consume up to 40% less water than similar competitor units and produce ice up to 20% faster, the Maxx Ice MIM370NH-B470 Intelligent Series Modular Ice Machine and Storage Bin is ideal for high-volume ice production applications. This ice machine and bin duo is ideal for restaurants, entertainment, hospitality, grocery, education and institution applications. Capable of producing up to 361 pounds of half dice ice cubes daily, this ice machine ensures you'll always have plenty of ice on hand. This ice machine measures 30-inches wide and can be stacked with the Maxx Ice 30" Ice Storage Bin, which holds up to 470 pounds of ice. The stainless steel with black trim exterior features a hinged front panel for easy cleaning and servicing. The digital controls, vertical evaporator and proven ice-making technology will deliver years of reliable ice production. The ice storage bin features an easy-to-clean

polyethylene storage bin liner for improved sanitation. Four 6-inch adjustable legs stabilize the ice storage bin and make cleaning underneath a breeze. Choose the Maxx Ice Intelligent Series Modular Ice Machine and Storage Bin for a winning combo that will provide years of reliable, high-volume ice production.

- Ice machine produces up to 361 pounds of half dice ice cubes daily
- Four 6" adjustable legs stabilize the ice storage bin and make cleaning underneath a breeze
- Automatic cleaning cycle and bin overflow prevention
- Units are stackable for increased ice production
- Storage bin features LED illuminated interior when access lid is open
- Exterior is constructed of stainless steel and black trim
- Programmable, user-friendly digital controls
- Air-cooled compressor
- Ice storage bin has a 470 pound capacity
- The digital screen displays ice machine status and temperature



Maxx Ice Intelligent Series Modular Ice Machine, 30"W, 521 lbs, Full Dice Ice Cubes, in Stainless Steel with Black Trim (MIM500N)

Ensure there's always an ample supply of ice available with the Maxx Ice Intelligent Series Modular Ice Machine. Intelligent Series Ice Machines are designed to consume up to 40% less water than similar competitor units and produce ice up to 20% faster. Maxx Ice Intelligent Series modular, air-cooled ice machines are designed for high-volume ice production applications. This 30-inch-wide unit is compatible with most ice storage bins and beverage dispensers (sold separately). This modular ice machine produces up to 521 lbs (236 kg) of half dice ice cubes daily. This commercial ice maker is constructed of durable stainless steel with black trim and features a hinged front panel for easy cleaning and servicing. The intelligent digital screen displays the ice machine status and temperature. This ice maker machine is ideal for commercial settings with high ice production demands, such as restaurants, bars, hotels, event venues, educational institutions and more. The digital controls, vertical evaporator and proven ice-

making technology will deliver years of reliable ice production. This ice maker meets Energy Star, UL and NSF guidelines and is available in 120V and international voltage upon request. Covered by the Maxx Ice One-Year Limited Warranty.

- Modular unit is compatible with most 30" ice storage bins and beverage dispensers (sold separately)
- Produces up to 521 lbs (236 kg) of full ice cubes daily
- 30" ice maker can be stacked with the addition of an adapter to increase ice production in high volume kitchens
- Designed to consume up to 40% less water than similar competitor units
- User friendly, exterior diagnostic digital controller display is intuitive
- Exterior is constructed of stainless steel and black trim
- Hinged front panel design allows for easy access, maintenance and service
- The intelligent digital screen displays ice machine status and temperature
- Power for unit also illuminates the internal LED light in storage bin (sold separately)
- Automatic cleaning cycle and bin overflow prevention



**Maxx Ice Intelligent Series Modular Ice Machine,
30"W, 513 lbs, Half Dice Ice Cubes, in Stainless
Steel with Black Trim (MIM500NH)**

Ensure there's always an ample supply of ice available with the Maxx Ice Intelligent Series Modular Ice Machine. Intelligent Series Ice Machines are designed to consume up to 40% less water than similar competitor units and produce ice up to 20% faster. Maxx Ice Intelligent Series modular, air-cooled ice machines are designed for high-volume ice production applications. This 30-inch-wide unit is compatible with most ice storage bins and beverage dispensers (sold separately). This modular ice machine produces up to 513 lbs (233 kg) of half dice ice cubes daily. This commercial ice maker is constructed of durable stainless steel with black trim and features a hinged front panel for easy cleaning and servicing. The intelligent digital screen displays the ice machine status and temperature. This ice maker machine is ideal for commercial settings with high ice production demands, such as restaurants, bars, hotels, event venues, educational institutions and more. The digital controls, vertical evaporator and proven ice-

making technology will deliver years of reliable ice production. This ice maker meets Energy Star, UL and NSF guidelines and is available in 120V and international voltage upon request. Covered by the Maxx Ice One-Year Limited Warranty.

- Modular unit is compatible with most 30" ice storage bins and beverage dispensers (sold separately)
- Produces up to 513 lbs (236 kg) of half ice cubes daily
- 30" ice maker can be stacked with the addition of an adapter to increase ice production in high volume kitchens
- Designed to consume up to 40% less water than similar competitor units
- User friendly, exterior diagnostic digital controller display is intuitive
- Exterior is constructed of stainless steel and black trim
- Hinged front panel design allows for easy access, maintenance and service
- The intelligent digital screen displays ice machine status and temperature
- Power for unit also illuminates the internal LED light in storage bin (sold separately)
- Automatic cleaning cycle and bin overflow prevention



**Maxx Ice Intelligent Series Modular Ice Machine,
30"W, 521 lbs, and Storage Bin, 30"W, 470 lbs, in
Stainless Steel (MIM500N-B470)**

Designed to consume up to 40% less water than similar competitor units and produce ice up to 20% faster, the Maxx Ice MIM500N-B470 Intelligent Series Modular Ice Machine and Storage Bin is ideal for high-volume ice production applications. This ice machine and bin duo is ideal for restaurants, entertainment, hospitality, grocery, education and institution applications. Capable of producing up to 521 pounds of full dice ice cubes daily, this ice machine ensures you'll always have plenty of ice on hand. This ice machine measures 30-inches wide and can be stacked with the Maxx Ice 30" Ice Storage Bin, which holds up to 470 pounds of ice. The stainless steel with black trim exterior features a hinged front panel for easy cleaning and servicing. The digital controls, vertical evaporator and proven ice-making technology will deliver years of reliable ice production. The ice storage bin features an easy-to-clean polyethylene storage bin liner for improved sanitation. Four 6-inch adjustable legs stabilize the ice

storage bin and make cleaning underneath a breeze. Choose the Maxx Ice Intelligent Series Modular Ice Machine and Storage Bin for a winning combo that will provide years of reliable, high-volume ice production.

- Ice machine produces up to 521 pounds of full dice ice cubes daily
- This Intelligent Series ice machine is designed to consume up to 40% less water than similar competitor units and produce ice up to 20% faster
- Ice storage bin has a 470 pound capacity
- Units are stackable for increased ice production
- Storage bin features LED illuminated interior when access lid is open
- Exterior is constructed of stainless steel and black trim
- Programmable, user-friendly digital controls
- The digital screen displays ice machine status and temperature
- Automatic cleaning cycle and bin overflow prevention
- Air-cooled compressor



**Maxx Ice Intelligent Series Modular Ice Machine,
30" W, 521 lbs, and Storage Bin, 30" W, 580 lbs, in
Stainless Steel (MIM500N-B580)**

Designed to consume up to 40% less water than similar competitor units and produce ice up to 20% faster, the Maxx Ice MIM500N-B580 Intelligent Series Modular Ice Machine and Storage Bin is ideal for high-volume ice production applications. This ice machine and bin duo is ideal for restaurants, entertainment, hospitality, grocery, education and institution applications. Capable of producing up to 521 pounds of full dice ice cubes daily, this ice machine ensures you'll always have plenty of ice on hand. This ice machine measures 30-inches wide and can be stacked with the Maxx Ice 30" Ice Storage Bin, which holds up to 580 pounds of ice. The stainless steel with black trim exterior features a hinged front panel for easy cleaning and servicing. The digital controls, vertical evaporator and proven ice-making technology will deliver years of reliable ice production. The ice storage bin features an easy-to-clean polyethylene storage bin liner for improved sanitation. Four 6-inch adjustable legs stabilize the ice

storage bin and make cleaning underneath a breeze. Choose the Maxx Ice Intelligent Series Modular Ice Machine and Storage Bin for a winning combo that will provide years of reliable, high-volume ice production.

- Ice machine produces up to 521 pounds of full dice ice cubes daily
- This Intelligent Series ice machine is designed to consume up to 40% less water than similar competitor units and produce ice up to 20% faster
- Ice storage bin has a 580 pound capacity
- Units are stackable for increased ice production
- Storage bin features LED illuminated interior when access lid is open
- Exterior is constructed of stainless steel and black trim
- Programmable, user-friendly digital controls
- The digital screen displays ice machine status and temperature
- Automatic cleaning cycle and bin overflow prevention
- Air-cooled compressor



Maxx Ice Intelligent Series Modular Ice Machine, 30"W, 513 lbs, and Storage Bin, 30"W, 470 lbs, in Stainless Steel (MIM500NH-B470)

Designed to consume up to 40% less water than similar competitor units and produce ice up to 20% faster, the Maxx Ice MIM500NH-B470 Intelligent Series Modular Ice Machine and Storage Bin is ideal for high-volume ice production applications. This ice machine and bin duo is ideal for restaurants, entertainment, hospitality, grocery, education and institution applications. Capable of producing up to 513 pounds of half dice ice cubes daily, this ice machine ensures you'll always have plenty of ice on hand. This ice machine measures 30-inches wide and can be stacked with the Maxx Ice 30" Ice Storage Bin, which holds up to 470 pounds of ice. The stainless steel with black trim exterior features a hinged front panel for easy cleaning and servicing. The digital controls, vertical evaporator and proven ice-making technology will deliver years of reliable ice production. The ice storage bin features an easy-to-clean polyethylene storage bin liner for improved sanitation. Four 6-inch adjustable legs stabilize the ice

storage bin and make cleaning underneath a breeze. Choose the Maxx Ice Intelligent Series Modular Ice Machine and Storage Bin for a winning combo that will provide years of reliable, high-volume ice production.

- Ice machine produces up to 513 pounds of half dice ice cubes daily
- This Intelligent Series ice machine is designed to consume up to 40% less water than similar competitor units and produce ice up to 20% faster
- Ice storage bin has a 470 pound capacity
- Units are stackable for increased ice production
- Storage bin features LED illuminated interior when access lid is open
- Exterior is constructed of stainless steel and black trim
- Programmable, user-friendly digital controls
- The digital screen displays ice machine status and temperature
- Automatic cleaning cycle and bin overflow prevention
- Air-cooled compressor



**Maxx Ice Intelligent Series Modular Ice Machine,
30" W, 513 lbs, and Storage Bin, 30" W, 580 lbs, in
Stainless Steel (MIM500NH-B580)**

Designed to consume up to 40% less water than similar competitor units and produce ice up to 20% faster, the Maxx Ice MIM500NH-B580 Intelligent Series Modular Ice Machine and Storage Bin is ideal for high-volume ice production applications. This ice machine and bin duo is ideal for restaurants, entertainment, hospitality, grocery, education and institution applications. Capable of producing up to 513 pounds of half dice ice cubes daily, this ice machine ensures you'll always have plenty of ice on hand. This ice machine measures 30-inches wide and can be stacked with the Maxx Ice 30" Ice Storage Bin, which holds up to 580 pounds of ice. The stainless steel with black trim exterior features a hinged front panel for easy cleaning and servicing. The digital controls, vertical evaporator and proven ice-making technology will deliver years of reliable ice production. The ice storage bin features an easy-to-clean polyethylene storage bin liner for improved sanitation. Four 6-inch adjustable legs stabilize the ice

storage bin and make cleaning underneath a breeze. Choose the Maxx Ice Intelligent Series Modular Ice Machine and Storage Bin for a winning combo that will provide years of reliable, high-volume ice production.

- Ice machine produces up to 513 pounds of half dice ice cubes daily
- This Intelligent Series ice machine is designed to consume up to 40% less water than similar competitor units and produce ice up to 20% faster
- Ice storage bin has a 580 pound capacity
- Units are stackable for increased ice production
- Storage bin features LED illuminated interior when access lid is open
- Exterior is constructed of stainless steel and black trim
- Programmable, user-friendly digital controls
- The digital screen displays ice machine status and temperature
- Automatic cleaning cycle and bin overflow prevention
- Air-cooled compressor

INTELLIGENT SERIES 30" MODULAR ICE MACHINES

MODEL: MIM370N MIM370NH MIM500N MIM500NH



Maxx Ice Intelligent Series modular, air-cooled ice machines are designed for high volume ice production application. The modular units are compatible with most ice storage bins and beverage dispensers. Available in both full or half dice cubes, the stainless steel and black trim exterior features a hinged front panel for easy cleaning and servicing. The digital controls, vertical evaporator and proven ice making technology will deliver years of reliable ice production.

FEATURES AND CONSTRUCTION

- Stainless steel, black trim exterior
- Air-cooled compressor
- Programmable, user-friendly digital controls
- Digital screen displays ice machine status
- Automatic cleaning cycle and bin overflow prevention
- Power for unit also illuminates the internal LED light in storage bin (MIB470N / MIB580N - sold separately)
- Hinged front panel for easy cleaning and service
- Units are stackable for increased ice production (optional adapter is required)

DAILY ICE PRODUCTION

Air Temp 70°F (21°C) / Water Temp 50°F (10°C)	
MIM370N.....	373 lbs (169 kg)
MIM370NH	361 lbs (164 kg)
MIM500N.....	521 lbs (236 kg)
MIM500NH	513 lbs (233 kg)

Air Temp 90°F (32°C) / Water Temp 70°F (21°C)	
MIM370N.....	288 lbs (131 kg)
MIM370NH	285 lbs (129 kg)
MIM500N.....	381 lbs (173 kg)
MIM500NH	385 lbs (175 kg)

OPERATING REQUIREMENTS

Ambient Air Temperature Range..... 50° to 100°F (10° to 38°C)
 Water Temperature Range..... 41° to 90°F (5° to 32°C)
 Water Usage per 100 lbs of ice..... 13.12 Gallons (50L)
 Water Supply Line Connection 3/8" FPT
 Water Pressure Range:
 Min PSI..... 15 Max PSI80*
 Min Bar 1.0 Max Bar5.5
 *Above 80 PSI requires a regulator


Energy Consumption per 100 lbs of ice:
 MIM370N..... 6.1 kWh/100 lbs
 MIM370NH 6.1 kWh/100 lbs
 MIM500N..... 4.9 kWh/100 lbs
 MIM500NH 4.9 kWh/100 lbs



Designed to fit perfectly with the MIB470N and MIB580N Bins (sold separately)

ELECTRIC

115V / 60Hz / 1Ph
 (230V / 50-60Hz / 1Ph is available as an option)
 6' (2m) NEMA 5-15P cord set included



NEMA 5-15P

3RD PARTY APPROVALS



Certified to ANSI NSF 12



Certified to ANSI UL 563



DOE 2018 Compliant

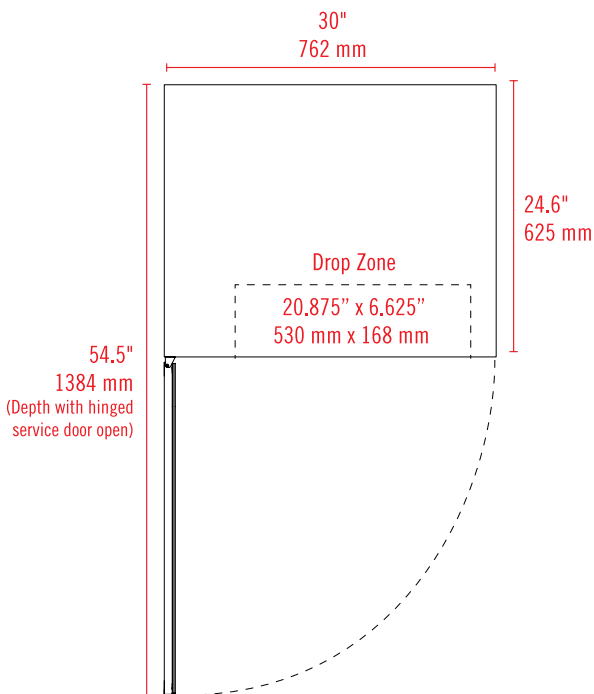
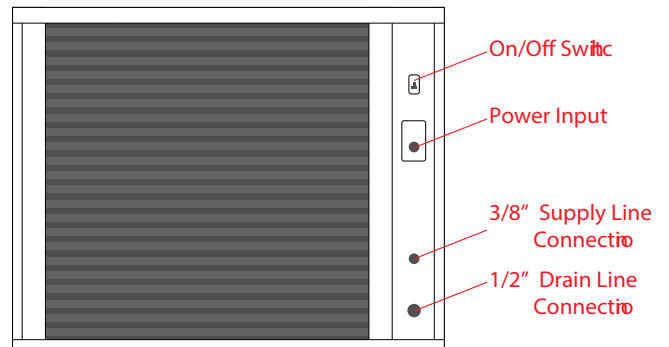
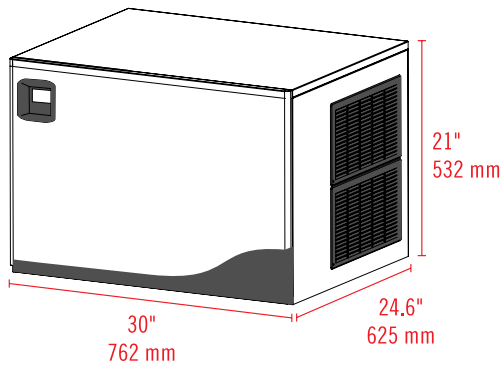


Meets Energy Star Guidelines

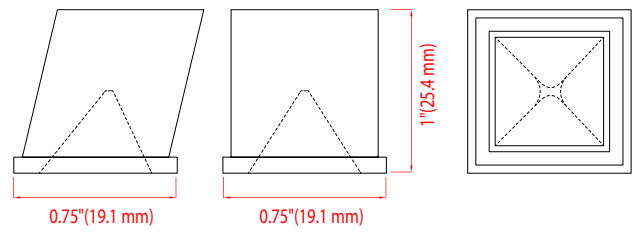


MAXX ICE

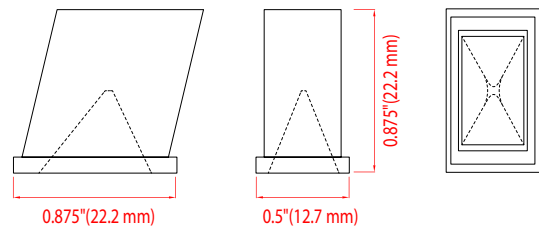
INTELLIGENT SERIES 30" MODULAR ICE MACHINES



FULL DICE CUBE (N MODELS)



HALF DICE CUBE (NH MODELS)



MODEL	EXTERNAL DIMENSIONS	DAILY ICE PRODUCTION (70°F Air / 50°F Water)	COMPATIBLE MAXX ICE STORAGE BIN	NET WEIGHT / SHIPPING WEIGHT	AMP DRAW (MAKING / HARVESTING)	REFRIGERANT AND CHARGE SIZE	ELECTRICAL
MIM370N	30" x 24.6" x 21" (762 x 625 x 532 mm)	373 lbs (169 kg)	MIB470N & MIB580N	93 lbs (42 kg) 111.5 lbs (50.5 kg)	7.5A / 10.5A	R-404a 24.5oz (695g)	115V / 60Hz / 1Ph
MIM370NH	30" x 24.6" x 21" (762 x 625 x 532 mm)	361 lbs (164 kg)	MIB470N & MIB580N	93 lbs (42 kg) 111.5 lbs (50.5 kg)	7.5A / 10.5A	R-404a 24.5oz (695g)	115V / 60Hz / 1Ph
MIM500N	30" x 24.6" x 21" (762 x 625 x 532 mm)	521 lbs (236 kg)	MIB470N & MIB580N	130 lbs (59 kg) 148 lbs (67 kg)	7A / 9.3A	R-404a 24.5oz (695g)	115V / 60Hz / 1Ph
MIM500NH	30" x 24.6" x 21" (762 x 625 x 532 mm)	513 lbs (233 kg)	MIB470N & MIB580N	130 lbs (59 kg) 148 lbs (67 kg)	7A / 9.3A	R-404a 24.5oz (695g)	115V / 60Hz / 1Ph

INSTALLATION

- A clearance of 2" from the wall is recommended to promote adequate cooling air circulation
- A gravity drain line is required to install this ice machine
- For optimal performance, the use of a water filter is recommended



Maxx Ice Modular Ice Machine, 30"W, 460 lbs, Full Dice Ice Cubes, Energy Star listed, in Stainless Steel (MIM452)

Designed for high volume ice productions, the Maxx Ice MIM452 Modular Ice Machine is ideal for restaurants, entertainment, hospitality, grocery, education and institution applications. Capable of producing up to 460 pounds of full dice ice cubes daily, this ice machine ensures you'll always have plenty of ice on hand. This modular ice machine measures 30-inches wide and is compatible with most ice storage bins and beverage dispensers. The unit is stackable for increased ice production (an optional adapter is required). The stainless steel exterior is durable and easy to clean, while the hinged front panel allows for easy access and service. This unit uses an air-cooled compressor and features an automatic cleaning cycle, automatic shut off and bin overflow protection. To reduce melting and insure proper ice formation, keep the door closed when not removing ice. For years of reliable, high volume ice production, choose the Maxx Ice Modular Ice Machine.

- Produces up to 460 pounds of full dice ice cubes daily
- Compatible with most 30" ice storage bins and beverage dispensers
- Designed for high volume ice production applications
- Stainless steel exterior is durable and easy to clean
- Unit is stackable for increased ice production (optional adapter is required)
- Hinged front panel design allows for easy access and service
- Air-cooled compressor
- Automatic cleaning cycle
- Automatic shut off and bin overflow protection
- When not removing ice, keep the door closed to reduce melting and insure proper ice formation



Maxx Ice Modular Ice Machine, 30"W, 460 lbs, Full Dice Ice Cubes, and Storage Bin, 30"W, 400 lbs, in Stainless Steel (MIM452B)

Keep your establishment fully stocked with fresh ice at all times with this stackable ice machine and bin duo. The Maxx Ice MIM452B Modular Ice Machine and Storage Bin is ideal for restaurants, entertainment, hospitality, grocery, education and institution applications. Capable of producing up to 460 pounds of full dice ice cubes daily, this ice machine ensures you'll always have plenty of ice on hand. This modular ice machine measures 30-inches wide and can be stacked with the Maxx Ice 30" Ice Storage Bin, which holds up to 400 pounds of ice. Both feature stainless steel exteriors that are durable and easy to clean. The hinged front panel of the ice maker allows for easy access and service. This ice machine uses an air-cooled compressor and features an automatic cleaning cycle and bin overflow prevention. The storage bin's lift-up lid is easy to grip and open to scoop the ice, while the included ice scoop and holder are above the ice line for easy usage and improved sanitation. Four 6-inch adjustable

stainless steel legs stabilize the unit and make cleaning underneath a breeze. The ice storage bin includes an easy-to-clean polyethylene storage bin liner to help you maintain a sanitary environment. Choose the Maxx Ice Modular Ice Machine and Storage Bin for a winning combo that will provide years of reliable, high volume ice production.

- Ice machine produces up to 460 pounds of full dice ice cubes daily
- Ice storage bin has a 400 pound capacity
- Both units are made of durable stainless steel
- Included ice scoop and holder are above the ice line for easy access and improved sanitation
- Unit is stackable for increased ice production (optional adapter is required)
- Air-cooled compressor
- LED illuminated interior when access lid is open
- Automatic cleaning cycle
- Bin overflow protection
- The ice storage bin features an easy-to-clean polyethylene storage bin liner for improved sanitation



Maxx Ice Modular Ice Machine, 30"W, 460 lbs, Full Dice Ice Cubes, and Storage Bin, 30"W, 580 lbs, in Stainless Steel (MIM452-B580SS)

Keep your establishment fully stocked with fresh ice at all times with this stackable ice machine and bin duo. The Maxx Ice MIM452-B580SS Modular Ice Machine and Storage Bin is ideal for restaurants, entertainment, hospitality, grocery, education and institution applications. Capable of producing up to 460 pounds of full dice ice cubes daily, this ice machine ensures you'll always have plenty of ice on hand. This modular ice machine measures 30-inches wide and can be stacked with the Maxx Ice 30" Ice Storage Bin, which holds up to 580 pounds of ice. Both feature stainless steel exteriors that are durable and easy to clean. The hinged front panel of the ice maker allows for easy access and service. This ice machine uses an air-cooled compressor and features an automatic cleaning cycle and bin overflow prevention. The storage bin's lift-up lid is easy to grip and open to scoop the ice, while the included ice scoop and holder are above the ice line for easy usage and improved sanitation. Four 6-inch adjustable

stainless steel legs stabilize the unit and make cleaning underneath a breeze. The ice storage bin includes an easy-to-clean polyethylene storage bin liner to help you maintain a sanitary environment. Choose the Maxx Ice Modular Ice Machine and Storage Bin for a winning combo that will provide years of reliable, high volume ice production.

- Ice machine produces up to 460 pounds of full dice ice cubes daily
- Ice storage bin has a 580 pound capacity
- Both units are made of durable stainless steel
- Included ice scoop and holder are above the ice line for easy access and improved sanitation
- Unit is stackable for increased ice production (optional adapter is required)
- Air-cooled compressor
- LED illuminated interior when access lid is open
- Automatic cleaning cycle
- Bin overflow protection
- The ice storage bin features an easy-to-clean polyethylene storage bin liner for improved sanitation

MAXX ICE

30" MODULAR ICE MACHINES

MODEL: MIM452



Designed to fit with the Maxx Ice MIB400 and MIB580 Bins (sold separately)

ELECTRIC

120V / 60Hz / 1Ph
International voltage available
Hard-wired installation is required

3RD PARTY APPROVALS



Intertek
Certified to ANSI NSF 12



Intertek
Certified to ANSI UL 563



DOE 2018 Compliant



Meets Energy Star Guidelines

Maxx Ice modular, air-cooled ice machines are designed for high volume ice production application. The modular units are compatible with most ice storage bins and beverage dispensers. Available in both full or half dice cubes, these units feature a stainless steel exterior for easy cleaning and superior durability. The vertical evaporator and proven ice making technology will deliver years of reliable ice production.

FEATURES AND CONSTRUCTION

- Stainless steel exterior
- Air-cooled compressor
- Automatic cleaning cycle
- Units are stackable for increased ice production (optional adapter is required)

DAILY ICE PRODUCTION

Air Temp 70°F (21°C) / Water Temp 50°F (10°C)
MIM452..... 460 lbs (209 kg)

Air Temp 90°F (32°C) / Water Temp 70°F (21°C)
MIM452..... 368 lbs (164 kg)

OPERATING REQUIREMENTS

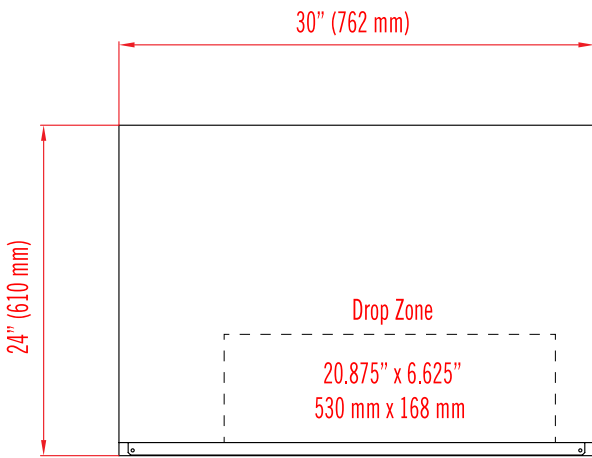
Ambient Air Temperature Range..... 50° to 100°F (10° to 38°C)
Water Temperature Range..... 41° to 90°F (5° to 32°C)
Water Usage per 100 lbs of ice..... 16 Gallons (60.6L)
Water Supply Line Connection..... 3/8" FPT
Water Pressure Range:

Min PSI..... 15 Max PSI80*
Min Bar 1.0 Max Bar5.5

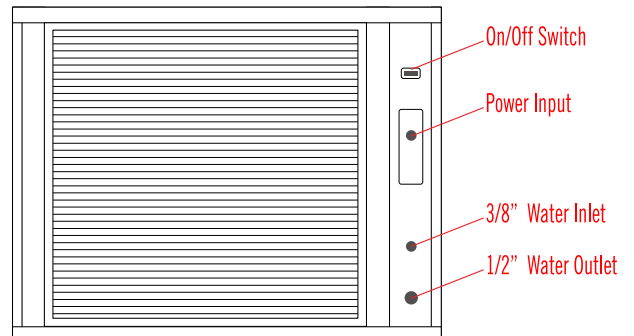
*Above 80 PSI requires a regulator

Energy Consumption per 100 lbs of ice:
MIM452..... 7.1 kWh/100 lbs

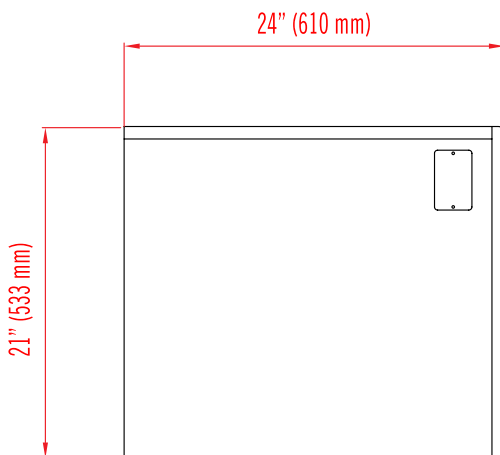
TOP VIEW



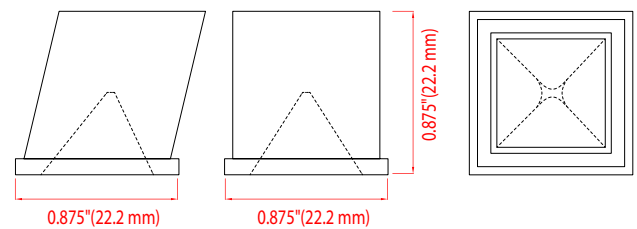
REAR VIEW



SIDE VIEW



FULL DICE CUBE (MIM452)



MODEL	EXTERNAL DIMENSIONS	DAILY ICE PRODUCTION (70°F Air / 50°F Water)	COMPATIBLE MAXX ICE STORAGE BINS	NET WEIGHT / SHIPPING WEIGHT	AMP DRAW (MAKING / HARVESTING)	REFRIGERANT AND CHARGE SIZE	ELECTRICAL
MIM452	30" x 24" x 21" (762 x 610 x 533 mm)	460 lbs (209 kg)	MIB400 / MIB580	130 lbs (59 kg) 148 lbs (67 kg)	12.4A / 15.3A	R-404a 24.5 oz (695 g)	115V / 60Hz / 1Ph

INSTALLATION

- A clearance of 2" from the wall is recommended to promote adequate cooling air circulation
- A gravity drain line is required to install this ice machine
- For optimal performance, the use of a water filter is recommended



Maxx Ice Modular Ice Machine, 30"W, 602 lbs, Full Dice Ice Cubes, in Stainless Steel (MIM600)

Designed for high volume ice productions, the Maxx Ice MIM600 Modular Ice Machine is ideal for restaurants, entertainment, hospitality, grocery, education and institution applications. Capable of producing up to 602 pounds of full dice ice cubes daily, this ice machine ensures you'll always have plenty of ice on hand. This modular ice machine measures 30-inches wide and is compatible with most ice storage bins and beverage dispensers. The unit is stackable for increased ice production (an optional adapter is required). The stainless steel exterior is durable and easy to clean, while the hinged front panel allows for easy access and service. This unit uses an air-cooled compressor and features an automatic cleaning cycle, automatic shut off and bin overflow protection. To reduce melting and insure proper ice formation, keep the door closed when not removing ice. For years of reliable, high volume ice production, choose the Maxx Ice Modular Ice Machine.

- Produces up to 602 pounds of full dice ice cubes daily
- Compatible with most 30" ice storage bins and beverage dispensers
- Designed for high volume ice production applications
- Stainless steel exterior is durable and easy to clean
- Unit is stackable for increased ice production (optional adapter is required)
- Hinged front panel design allows for easy access and service
- Air-cooled compressor
- Automatic cleaning cycle
- Automatic shut off and bin overflow protection
- When not removing ice, keep the door closed to reduce melting and insure proper ice formation



**Maxx Ice Modular Ice Machine, 30"W, 602 lbs, and
Storage Bin, 30"W, 400 lbs, in Stainless Steel
(MIM600B)**

Keep your establishment fully stocked with fresh ice at all times with this stackable ice machine and bin duo. The Maxx Ice MIM600 Modular Ice Machine is ideal for restaurants, entertainment, hospitality, grocery, education and institution applications. Capable of producing up to 602 pounds of full dice ice cubes daily, this ice machine ensures you'll always have plenty of ice on hand. This modular ice machine measures 30-inches wide and can be stacked with the Maxx Ice 30" Ice Storage Bin, which holds up to 400 pounds of ice. Both feature stainless steel exteriors that are durable and easy to clean. The hinged front panel of the ice maker allows for easy access and service. This ice machine uses an air-cooled compressor and features an automatic cleaning cycle, automatic shut off and bin overflow protection. The storage bin's stainless steel lift-up lid is easy to grip and open to scoop the ice, while the included ice scoop and holder are above the ice line for easy usage and improved sanitation. Four 6-inch adjustable

stainless steel legs stabilize the unit and make cleaning underneath a breeze. The ice storage bin includes an easy-to-clean polyethylene storage bin liner to help you maintain a sanitary environment. Choose the Maxx Ice Modular Ice Machine and Storage Bin for a winning combo that will provide years of reliable, high volume ice production.

- Ice machine produces up to 602 pounds of full dice ice cubes daily
- Ice storage bin has a 400 pound capacity
- Both units are made of durable stainless steel
- Includes an ice scoop
- Compact, self-contained unit can be installed freestanding or built-in
- Air-cooled compressor
- Easy to use programmable, solid state, digital electronic control system
- Built-in self cleaning mode
- Automatic shut off and overflow protection
- The ice storage bin features an easy-to-clean polyethylene storage bin liner for improved sanitation



**Maxx Ice Modular Ice Machine, 30"W, 602 lbs, and
Storage Bin, 30"W, 580 lbs, in Stainless Steel
(MIM600-B580SS)**

Keep your establishment fully stocked with fresh ice at all times with this stackable ice machine and bin duo. The Maxx Ice MIM600 Modular Ice Machine is ideal for restaurants, entertainment, hospitality, grocery, education and institution applications. Capable of producing up to 602 pounds of full dice ice cubes daily, this ice machine ensures you'll always have plenty of ice on hand. This modular ice machine measures 30-inches wide and can be stacked with the Maxx Ice 30" Ice Storage Bin, which holds up to 580 pounds of ice. Both feature stainless steel exteriors that are durable and easy to clean. The hinged front panel of the ice maker allows for easy access and service. This ice machine uses an air-cooled compressor and features an automatic cleaning cycle, automatic shut off and bin overflow protection. The storage bin's stainless steel lift-up lid is easy to grip and open to scoop the ice, while the included ice scoop and holder are above the ice line for easy usage and improved sanitation. Four 6-inch adjustable

stainless steel legs stabilize the unit and make cleaning underneath a breeze. The ice storage bin includes an easy-to-clean polyethylene storage bin liner to help you maintain a sanitary environment. Choose the Maxx Ice Modular Ice Machine and Storage Bin for a winning combo that will provide years of reliable, high volume ice production.

- Ice machine produces up to 602 pounds of full dice ice cubes daily
- Ice storage bin has a 580 pound capacity
- Both units are made of durable stainless steel
- Includes an ice scoop
- Compact, self-contained unit can be installed freestanding or built-in
- Air-cooled compressor
- Easy to use programmable, solid state, digital electronic control system
- Built-in self cleaning mode
- Automatic shut off and overflow protection
- The ice storage bin features an easy-to-clean polyethylene storage bin liner for improved sanitation

MAXX ICE

30" MODULAR ICE MACHINES

MODEL: MIM600



Designed to fit with the Maxx Ice MIB400 and MIB580 Bins (sold separately)

ELECTRIC

208-230V / 60Hz / 1Ph
International voltage available
Hard-wired installation is required

3RD PARTY APPROVALS



Intertek
Certified to ANSI NSF 12



Intertek
Certified to ANSI UL 563



DOE 2018 Compliant

Maxx Ice modular, air-cooled ice machines are designed for high volume ice production application. The modular units are compatible with most ice storage bins and beverage dispensers. Available in both full or half dice cubes, these units feature a stainless steel exterior for easy cleaning and superior durability. The vertical evaporator and proven ice making technology will deliver years of reliable ice production.

FEATURES AND CONSTRUCTION

- Stainless steel exterior
- Air-cooled compressor
- Automatic cleaning cycle
- Units are stackable for increased ice production (optional adapter is required)

DAILY ICE PRODUCTION

Air Temp 70°F (21°C) / Water Temp 50°F (10°C)
MIM600 602 lbs (275 kg)

Air Temp 90°F (32°C) / Water Temp 70°F (21°C)
MIM600 468 lbs (212 kg)

OPERATING REQUIREMENTS

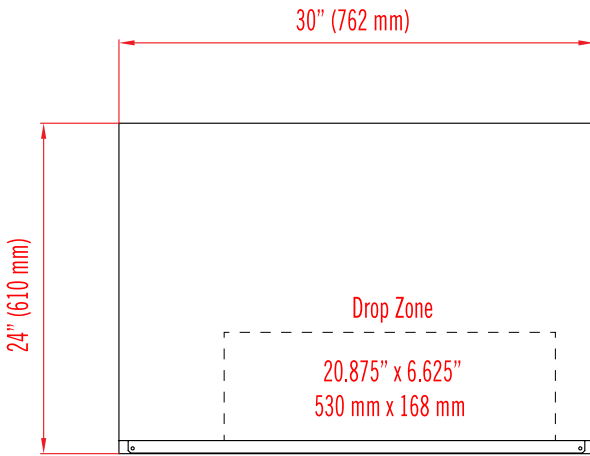
Ambient Air Temperature Range..... 50° to 100°F (10° to 38°C)
Water Temperature Range 41° to 90°F (5° to 32°C)
Water Usage per 100 lbs of ice..... 16 Gallons (60.6L)
Water Supply Line Connection 3/8" FPT
Water Pressure Range:

Min PSI..... 15 Max PSI80*
Min Bar 1.0 Max Bar5.5

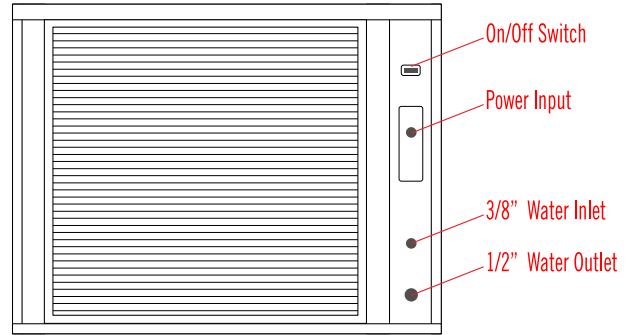
*Above 80 PSI requires a regulator

Energy Consumption per 100 lbs of ice:
MIM600 6.5 kWh/100 lbs

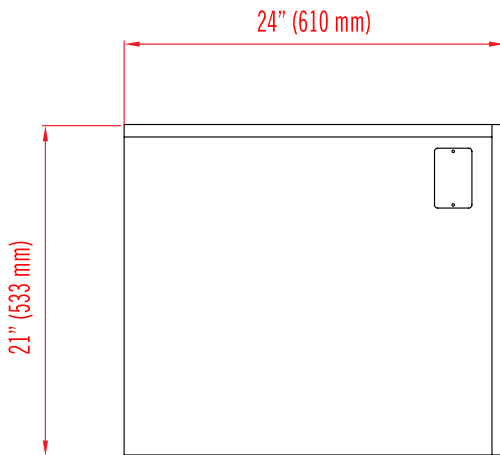
TOP VIEW



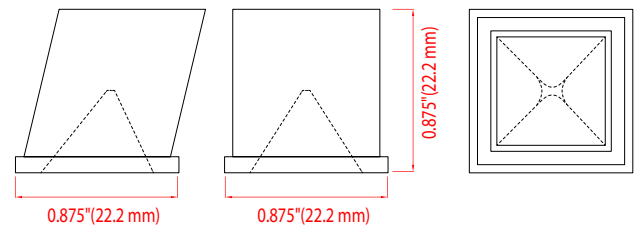
REAR VIEW



SIDE VIEW



FULL DICE CUBE (MIM600)



MODEL	EXTERNAL DIMENSIONS	DAILY ICE PRODUCTION (70°F Air / 50°F Water)	COMPATIBLE MAXX ICE STORAGE BINS	NET WEIGHT / SHIPPING WEIGHT	AMP DRAW (MAKING / HARVESTING)	REFRIGERANT AND CHARGE SIZE	ELECTRICAL
MIM600	30" x 24" x 21" (762 x 610 x 533 mm)	602 lbs (274 kg)	MIB400 / MIB580	155 lbs (70 kg) 165 lbs (75 kg)	7.60A / 9.85A	R-404a 45.8 oz (1298 g)	230V / 60Hz / 1Ph

INSTALLATION

- A clearance of 2" from the wall is recommended to promote adequate cooling air circulation
- A gravity drain line is required to install this ice machine
- For optimal performance, the use of a water filter is recommended



Maxx Ice Modular Ice Machine, 30"W, 1000 lbs, in Stainless Steel (MIM1000)

Designed for high-volume ice productions, the Maxx Ice MIM1000 Modular Ice Machine is ideal for restaurants, entertainment, hospitality, grocery, education and institution applications. Capable of producing up to 1000 pounds of full dice ice cubes daily, this ice machine ensures you'll always have plenty of ice on hand. This modular ice machine measures 30-inches wide and is compatible with most ice storage bins and beverage dispensers. The unit is stackable for increased ice production (an optional adapter is required). The stainless steel exterior is durable and easy to clean, while the hinged front panel allows for easy access and service. This unit uses an air-cooled compressor and features an automatic cleaning cycle, automatic shut off and bin overflow protection. Keep the door closed when not removing ice to reduce melting and ensure proper ice formation. Choose the Maxx Ice Modular Ice Machine for years of reliable, high volume ice production.

- Produces up to 1000 pounds of full dice ice cubes daily
- Compatible with most 30" ice storage bins and beverage dispensers
- Designed for high volume ice production applications
- Stainless steel exterior is durable and easy to clean
- Unit is stackable for increased ice production (optional adapter is required)
- Hinged front panel design allows for easy access and service
- Air-cooled compressor
- Automatic cleaning cycle
- Automatic shut off and bin overflow protection
- When not removing ice, keep the door closed to reduce melting and insure proper ice formation

MAXX ICE

30" MODULAR ICE MACHINES

MODEL: MIM1000



Designed to fit with the Maxx Ice MIB400 and MIB580 Bins (sold separately)

ELECTRIC

208-230V / 60Hz / 1Ph
International voltage available
Hard-wired installation is required

3RD PARTY APPROVALS



Intertek
Certified to ANSI NSF 12



Intertek
Certified to ANSI UL 563



DOE 2018 Compliant

Maxx Ice modular, air-cooled ice machines are designed for high volume ice production application. The modular units are compatible with most ice storage bins and beverage dispensers. Available in both full or half dice cubes, these units feature a stainless steel exterior for easy cleaning and superior durability. The vertical evaporator and proven ice making technology will deliver years of reliable ice production.

FEATURES AND CONSTRUCTION

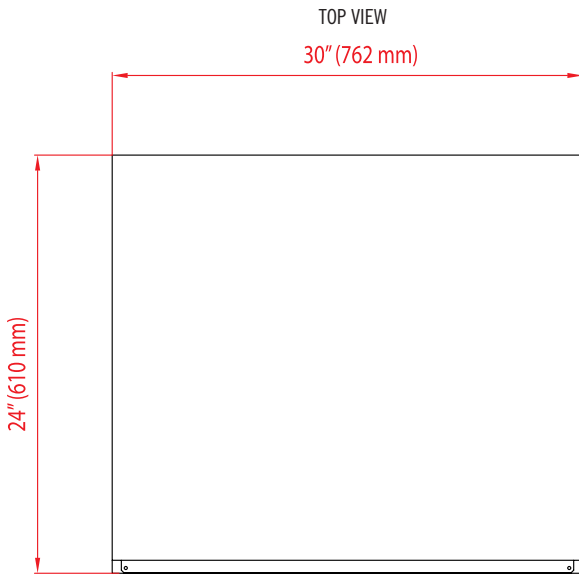
- Stainless steel exterior
- Air-cooled compressor
- Automatic cleaning cycle
- Units are stackable for increased ice production (optional adapter is required)

DAILY ICE PRODUCTION

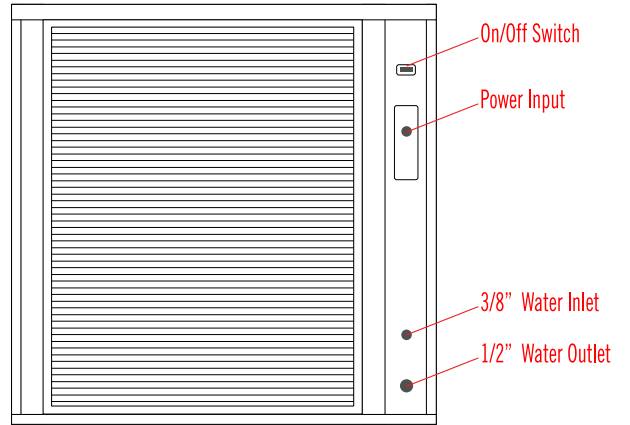
Air Temp 70°F (21°C) / Water Temp 50°F (10°C)	
MIM1000H.....	1000 lbs (454 kg)
Air Temp 90°F (32°C) / Water Temp 70°F (21°C)	
MIM1000	800 lbs (362 kg)

OPERATING REQUIREMENTS

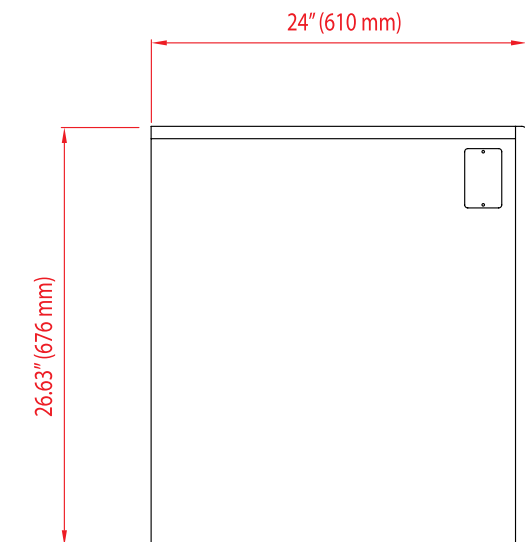
Ambient Air Temperature Range.....	50° to 100°F (10° to 38°C)
Water Temperature Range	41° to 90°F (5° to 32°C)
Water Usage per 100 lbs of ice.....	16 Gallons (60.6L)
Water Supply Line Connection	3/8" FPT
Water Pressure Range:	
Min PSI.....	15
Max PSI	80*
Min Bar	1.0
Max Bar	5.5
*Above 80 PSI requires a regulator	
Energy Consumption per 100 lbs of ice:	
MIM1000	5.8 kWh/100 lbs



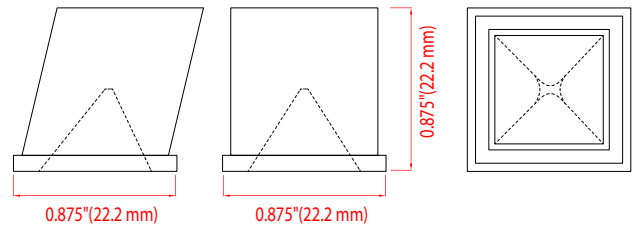
REAR VIEW



SIDE VIEW



FULL DICE CUBE (MIM1000)



MODEL	EXTERNAL DIMENSIONS	DAILY ICE PRODUCTION (70°F Air / 50°F Water)	COMPATIBLE MAXX ICE STORAGE BINS	NET WEIGHT / SHIPPING WEIGHT	AMP DRAW (MAKING / HARVESTING)	REFRIGERANT AND CHARGE SIZE	ELECTRICAL
MIM1000	30" x 24" x 26.63" (762 x 610 x 676 mm)	1000 lbs (454 kg)	MIB400 / MIB580	194 lbs (88 kg) 208 lbs (94 kg)	9.2A / 11.3A	R-404a 57.9 oz (1641 g)	230V / 60Hz / 1Ph

INSTALLATION

- A clearance of 2" from the wall is recommended to promote adequate cooling air circulation
- A gravity drain line is required to install this ice machine
- For optimal performance, the use of a water filter is recommended



Maxx Ice Intelligent Series Modular Ice Machine, 30"W, 650 lbs, Full Dice Ice Cubes, in Stainless Steel with Black Trim (MIM650N)

Ensure there's always an ample supply of ice available with the Maxx Ice Intelligent Series Modular Ice Machine. Intelligent Series Ice Machines are designed to consume up to 40% less water than similar competitor units and produce ice up to 20% faster. Maxx Ice Intelligent Series modular, air-cooled ice machines are designed for high-volume ice production applications. This 30-inch-wide unit is compatible with most ice storage bins and beverage dispensers (sold separately). This modular ice machine produces up to 650 lbs (295 kg) of full dice ice cubes daily. This commercial ice maker is constructed of durable stainless steel with black trim and features a hinged front panel for easy cleaning and servicing. The intelligent digital screen displays the ice machine status and temperature. This ice maker machine is ideal for commercial settings with high ice production demands, such as restaurants, bars, hotels, event venues, educational institutions and more. The digital controls, vertical evaporator and proven ice-

making technology will deliver years of reliable ice production. This ice maker meets UL and NSF guidelines and is available in 120V and international voltage upon request. Covered by the Maxx Ice One-Year Limited Warranty.

- Modular unit is compatible with most 30" ice storage bins and beverage dispensers (sold separately)
- Produces up to 650 lbs (295 kg) of full ice cubes daily
- 30" ice maker can be stacked with the addition of an adapter to increase ice production in high volume kitchens
- Designed to consume up to 40% less water than similar competitor units
- User friendly, exterior diagnostic digital controller display is intuitive
- Exterior is constructed of stainless steel and black trim
- Hinged front panel design allows for easy access, maintenance and service
- The intelligent digital screen displays ice machine status and temperature
- Power for unit also illuminates the internal LED light in storage bin (sold separately)
- Automatic cleaning cycle and bin overflow prevention



Maxx Ice Intelligent Series Modular Ice Machine, 30" W, 645 lbs, Half Dice Ice Cubes, in Stainless Steel with Black Trim (MIM650HN)

Ensure there's always an ample supply of ice available with the Maxx Ice Intelligent Series Modular Ice Machine. Intelligent Series Ice Machines are designed to consume up to 40% less water than similar competitor units and produce ice up to 20% faster. Maxx Ice Intelligent Series modular, air-cooled ice machines are designed for high-volume ice production applications. This 30-inch-wide unit is compatible with most ice storage bins and beverage dispensers (sold separately). This modular ice machine produces up to 645 lbs (292 kg) of half dice ice cubes daily. This commercial ice maker is constructed of durable stainless steel with black trim and features a hinged front panel for easy cleaning and servicing. The intelligent digital screen displays the ice machine status and temperature. This ice maker machine is ideal for commercial settings with high ice production demands, such as restaurants, bars, hotels, event venues, educational institutions and more. The digital controls, vertical evaporator and proven ice-

making technology will deliver years of reliable ice production. This ice maker meets UL and NSF guidelines and is available in 120V and international voltage upon request. Covered by the Maxx Ice One-Year Limited Warranty.

- Modular unit is compatible with most 30" ice storage bins and beverage dispensers (sold separately)
- Produces up to 645 lbs (245 kg) of half ice cubes daily
- 30" ice maker can be stacked with the addition of an adapter to increase ice production in high volume kitchens
- Designed to consume up to 40% less water than similar competitor units
- User friendly, exterior diagnostic digital controller display is intuitive
- Exterior is constructed of stainless steel and black trim
- Hinged front panel design allows for easy access, maintenance and service
- The intelligent digital screen displays ice machine status and temperature
- Power for unit also illuminates the internal LED light in storage bin (sold separately)
- Automatic cleaning cycle and bin overflow prevention



Maxx Ice Intelligent Series Modular Ice Machine, 30"W, 650 lbs, and Storage Bin, 30"W, 470 lbs, in Stainless Steel (MIM650N-B470)

Keep your establishment fully stocked with fresh ice at all times with this stackable ice machine and bin duo. The Maxx Ice MIM650N-B470 Modular Ice Machine and Storage Bin is ideal for restaurants, entertainment, hospitality, grocery, education and institution applications. Capable of producing up to 650 pounds of full dice ice cubes daily, this ice machine ensures you'll always have plenty of ice on hand. This modular ice machine measures 30-inches wide and can be stacked with the Maxx Ice 30" Ice Storage Bin, which holds up to 470 pounds of ice. Both feature stainless steel with black trim exteriors that are durable and easy to clean. The hinged front panel of the ice maker allows for easy access and service. This ice machine uses an air-cooled compressor and features an automatic cleaning cycle and bin overflow prevention. The storage bin's lift-up lid is easy to grip and open to scoop the ice, while the included ice scoop and holder are above the ice line for easy usage and improved sanitation. Four 6-inch

adjustable stainless steel legs stabilize the unit and make cleaning underneath a breeze. The ice storage bin includes an easy-to-clean polyethylene storage bin liner to help you maintain a sanitary environment. Choose the Maxx Ice Modular Ice Machine and Storage Bin for a winning combo that will provide years of reliable, high volume ice production.

- Ice machine produces up to 650 pounds of full dice ice cubes daily
- Ice storage bin has a 470 pound capacity
- Both units are made of durable stainless steel with black trim exterior
- Includes an ice scoop
- Units are stackable for increased ice production (optional adapter is required)
- Air-cooled compressor
- Storage bin features LED illuminated interior when access lid is open
- Programmable, user-friendly digital controls
- Power for the ice machine also illuminates the internal LED light in storage bin
- Automatic cleaning cycle and bin overflow prevention



Maxx Ice Intelligent Series Modular Ice Machine, 30"W, 650 lbs, and Storage Bin, 30"W, 580 lbs, in Stainless Steel (MIM650N-B580)

Keep your establishment fully stocked with fresh ice at all times with this stackable ice machine and bin duo. The Maxx Ice MIM650N-B580 Modular Ice Machine and Storage Bin is ideal for restaurants, entertainment, hospitality, grocery, education and institution applications. Capable of producing up to 650 pounds of full dice ice cubes daily, this ice machine ensures you'll always have plenty of ice on hand. This modular ice machine measures 30-inches wide and can be stacked with the Maxx Ice 30" Ice Storage Bin, which holds up to 580 pounds of ice. Both feature stainless steel with black trim exteriors that are durable and easy to clean. The hinged front panel of the ice maker allows for easy access and service. This ice machine uses an air-cooled compressor and features an automatic cleaning cycle and bin overflow prevention. The storage bin's lift-up lid is easy to grip and open to scoop the ice, while the included ice scoop and holder are above the ice line for easy usage and improved sanitation. Four 6-inch

adjustable stainless steel legs stabilize the unit and make cleaning underneath a breeze. The ice storage bin includes an easy-to-clean polyethylene storage bin liner to help you maintain a sanitary environment. Choose the Maxx Ice Modular Ice Machine and Storage Bin for a winning combo that will provide years of reliable, high volume ice production.

- Ice machine produces up to 650 pounds of full dice ice cubes daily
- Ice storage bin has a 580 pound capacity
- Both units are made of durable stainless steel with black trim exterior
- Includes an ice scoop
- Units are stackable for increased ice production (optional adapter is required)
- Air-cooled compressor
- Storage bin features LED illuminated interior when access lid is open
- Programmable, user-friendly digital controls
- Power for the ice machine also illuminates the internal LED light in storage bin
- Automatic cleaning cycle and bin overflow prevention



**Maxx Ice Intelligent Series Modular Ice Machine,
30"W, 645 lbs, and Storage Bin, 30"W, 470 lbs, in
Stainless Steel (MIM650NH-B470)**

Designed to consume up to 40% less water than similar competitor units and produce ice up to 20% faster, the Maxx Ice MIM650NH-B470 Intelligent Series Modular Ice Machine and Storage Bin is ideal for high-volume ice production applications. This ice machine and bin duo is ideal for restaurants, entertainment, hospitality, grocery, education and institution applications. Capable of producing up to 645 pounds of half dice ice cubes daily, this ice machine ensures you'll always have plenty of ice on hand. This modular ice machine measures 30-inches wide and can be stacked with the Maxx Ice 30" Ice Storage Bin, which holds up to 470 pounds of ice. The stainless steel with black trim exterior features a hinged front panel for easy cleaning and servicing. The digital controls, vertical evaporator and proven ice-making technology will deliver years of reliable ice production. The ice storage bin features an easy-to-clean polyethylene storage bin liner for improved sanitation. Four 6-inch adjustable legs stabilize the

ice storage bin and make cleaning underneath a breeze. Choose the Maxx Ice Intelligent Series Modular Ice Machine and Storage Bin for a winning combo that will provide years of reliable, high-volume ice production.

- Ice machine produces up to 645 pounds of half dice ice cubes daily
- This Intelligent Series ice machine is designed to consume up to 40% less water than similar competitor units and produce ice up to 20% faster
- Ice storage bin has a 470 pound capacity
- LED illuminated interior when access lid is open
- Exterior is constructed of stainless steel and black trim
- Programmable, user-friendly digital controls
- Storage bin features LED illuminated interior when access lid is open
- The digital screen displays ice machine status and temperature
- Power for the ice machine also illuminates the internal LED light in storage bin
- Automatic cleaning cycle and bin overflow prevention



Maxx Ice Intelligent Series Modular Ice Machine, 30"W, 645 lbs, and Storage Bin, 30"W, 580 lbs, in Stainless Steel (MIM650NH-B580)

Designed to consume up to 40% less water than similar competitor units and produce ice up to 20% faster, the Maxx Ice MIM650NH-B580 Intelligent Series Modular Ice Machine and Storage Bin is ideal for high-volume ice production applications. This ice machine and bin duo is ideal for restaurants, entertainment, hospitality, grocery, education and institution applications. Capable of producing up to 645 pounds of half dice ice cubes daily, this ice machine ensures you'll always have plenty of ice on hand. This modular ice machine measures 30-inches wide and can be stacked with the Maxx Ice 30" Ice Storage Bin, which holds up to 580 pounds of ice. The stainless steel with black trim exterior features a hinged front panel for easy cleaning and servicing. The digital controls, vertical evaporator and proven ice-making technology will deliver years of reliable ice production. The ice storage bin features an easy-to-clean polyethylene storage bin liner for improved sanitation. Four 6-inch adjustable legs stabilize the

ice storage bin and make cleaning underneath a breeze. Choose the Maxx Ice Intelligent Series Modular Ice Machine and Storage Bin for a winning combo that will provide years of reliable, high-volume ice production.

- Ice machine produces up to 645 pounds of half dice ice cubes daily
- This Intelligent Series ice machine is designed to consume up to 40% less water than similar competitor units and produce ice up to 20% faster
- Ice storage bin has a 580 pound capacity
- LED illuminated interior when access lid is open
- Exterior is constructed of stainless steel and black trim
- Programmable, user-friendly digital controls
- Storage bin features LED illuminated interior when access lid is open
- The digital screen displays ice machine status and temperature
- Power for the ice machine also illuminates the internal LED light in storage bin
- Automatic cleaning cycle and bin overflow prevention



**Maxx Ice Intelligent Series Modular Ice Machine,
30"W, 937 lbs, Full Dice Ice Cubes, in Stainless
Steel with Black Trim (MIM1000N)**

Ensure there's always an ample supply of ice available with the Maxx Ice Intelligent Series Modular Ice Machine. Intelligent Series Ice Machines are designed to consume up to 40% less water than similar competitor units and produce ice up to 20% faster. Maxx Ice Intelligent Series modular, air-cooled ice machines are designed for high-volume ice production applications. This 30-inch-wide unit is compatible with most ice storage bins and beverage dispensers (sold separately). This modular ice machine produces up to 937 lbs (425 kg) of half dice ice cubes daily. This commercial ice maker is constructed of durable stainless steel with black trim and features a hinged front panel for easy cleaning and servicing. The intelligent digital screen displays the ice machine status and temperature. This ice maker machine is ideal for commercial settings with high ice production demands, such as restaurants, bars, hotels, event venues, educational institutions and more. The digital controls, vertical evaporator and proven ice-

making technology will deliver years of reliable ice production. This ice maker meets UL and NSF guidelines and is available in 120V and international voltage upon request. Hard-wired installation is required. Covered by the Maxx Ice One-Year Limited Warranty.

- Modular unit is compatible with most 30" ice storage bins and beverage dispensers (sold separately)
- Produces up to 937 lbs (425 kg) of full ice cubes daily
- 30" ice maker can be stacked with the addition of an adapter to increase ice production in high volume kitchens
- Designed to consume up to 40% less water than similar competitor units
- User friendly, exterior diagnostic digital controller display is intuitive
- Exterior is constructed of stainless steel and black trim
- Hinged front panel design allows for easy access, maintenance and service
- The intelligent digital screen displays ice machine status and temperature
- Power for unit also illuminates the internal LED light in storage bin (sold separately)
- Automatic cleaning cycle and bin overflow prevention



**Maxx Ice Intelligent Series Modular Ice Machine,
30"W, 1005 lbs, Half Dice Ice Cubes, in Stainless
Steel (MIM1000NH)**

Ensure there's always an ample supply of ice available with the Maxx Ice Intelligent Series Modular Ice Machine. Intelligent Series Ice Machines are designed to consume up to 40% less water than similar competitor units and produce ice up to 20% faster. Maxx Ice Intelligent Series modular, air-cooled ice machines are designed for high-volume ice production applications. This 30-inch-wide unit is compatible with most ice storage bins and beverage dispensers (sold separately). This modular ice machine produces up to 1005 lbs (456 kg) of half dice ice cubes daily. This commercial ice maker is constructed of durable stainless steel with black trim and features a hinged front panel for easy cleaning and servicing. The intelligent digital screen displays the ice machine status and temperature. This ice maker machine is ideal for commercial settings with high ice production demands, such as restaurants, bars, hotels, event venues, educational institutions and more. The digital controls, vertical evaporator and proven ice-

making technology will deliver years of reliable ice production. This ice maker meets UL and NSF guidelines and is available in 120V and international voltage upon request. Hard-wired installation is required. Covered by the Maxx Ice One-Year Limited Warranty.

- Modular unit is compatible with most 30" ice storage bins and beverage dispensers (sold separately)
- Produces up to 1005 lbs (456 kg) of half ice cubes daily
- 30" ice maker can be stacked with the addition of an adapter to increase ice production in high volume kitchens
- Designed to consume up to 40% less water than similar competitor units
- User friendly, exterior diagnostic digital controller display is intuitive
- Exterior is constructed of stainless steel and black trim
- Hinged front panel design allows for easy access, maintenance and service
- The intelligent digital screen displays ice machine status and temperature
- Power for unit also illuminates the internal LED light in storage bin (sold separately)
- Automatic cleaning cycle and bin overflow prevention



Maxx Ice Modular Ice Machine, 30"W, 1000 lbs Capacity, and Storage Bin, 30"W, 400 lbs Ice Storage Capacity, in Stainless Steel (MIM1000B)

Keep your establishment fully stocked with fresh ice at all times with this stackable ice machine and bin duo. The Maxx Ice MIM1000 Modular Ice Machine is ideal for restaurants, entertainment, hospitality, grocery, education and institution applications. Capable of producing up to 1000 pounds of full dice ice cubes daily, this ice machine ensures you'll always have plenty of ice on hand. This modular ice machine measures 30-inches wide and can be stacked with the Maxx Ice 30" Ice Storage Bin, which holds up to 400 pounds of ice. Both feature stainless steel exteriors that are durable and easy to clean. The hinged front panel of the ice maker allows for easy access and service. This ice machine uses an air-cooled compressor and features an automatic cleaning cycle, automatic shut off and bin overflow protection. The storage bin's stainless steel lift-up lid is easy to grip and open to scoop the ice, while the included ice scoop and holder are above the ice line for easy usage and improved sanitation. Four 6-inch adjustable

stainless steel legs stabilize the unit and make cleaning underneath a breeze. The ice storage bin includes an easy-to-clean polyethylene storage bin liner to help you maintain a sanitary environment. Choose the Maxx Ice Modular Ice Machine and Storage Bin for a winning combo that will provide years of reliable, high volume ice production.

- Ice machine produces up to 1000 pounds of full dice ice cubes daily
- Ice storage bin has a 400 pound capacity
- Both units are made of durable stainless steel
- Includes an ice scoop
- Compact, self-contained unit can be installed freestanding or built-in
- Air-cooled compressor
- Easy to use programmable, solid state, digital electronic control system
- Built-in self cleaning mode
- Automatic shut off and overflow protection
- The ice storage bin features an easy-to-clean polyethylene storage bin liner for improved sanitation



**Maxx Ice Intelligent Series Modular Ice Machine,
30"W, 1000 lbs, Half Dice Ice Cubes, and Storage
Bin, 30"W, 580 lbs, in Stainless Steel (MIM1000NH-
B580)**

Designed to consume up to 40% less water than similar competitor units and produce ice up to 20% faster, the Maxx Ice MIM1000NH Intelligent Series Modular Ice Machine is ideal for high-volume ice production applications. This ice machine and bin duo is ideal for restaurants, entertainment, hospitality, grocery, education and institution applications. Capable of producing up to 1000 pounds of half dice ice cubes daily, this ice machine ensures you'll always have plenty of ice on hand. This modular ice machine measures 30-inches wide and can be stacked with the Maxx Ice 30" Ice Storage Bin, which holds up to 580 pounds of ice. The stainless steel with black trim exterior features a hinged front panel for easy cleaning and servicing. The digital controls, vertical evaporator and proven ice-making technology will deliver years of reliable ice production. The ice storage bin features an easy-to-clean polyethylene

storage bin liner for improved sanitation. Four 6-inch adjustable stainless steel legs stabilize the ice storage bin and make cleaning underneath a breeze. Choose the Maxx Ice Intelligent Series Modular Ice Machine and Storage Bin for a winning combo that will provide years of reliable, high-volume ice production.

- Ice machine produces up to 1000 pounds of half dice ice cubes daily
- This Intelligent Series ice machine is designed to consume up to 40% less water than similar competitor units and produce ice up to 20% faster
- Ice storage bin has a 580 pound capacity
- The hinged front panel design allows for easy access and service, making maintenance a breeze
- Exterior is constructed of stainless steel and black trim
- User friendly, exterior diagnostic digital controller display is intuitive
- The intelligent digital screen displays ice machine status and temperature
- Power source will also illuminate LED light in storage bin
- Automatic cleaning cycle and bin overflow prevention
- Air-cooled compressor



Maxx Ice Modular Ice Machine, 30"W, 1000 lbs Capacity, and Storage Bin, 30"W, 580 lbs, in Stainless Steel (MIM1000-B580SS)

Keep your establishment fully stocked with fresh ice at all times with this stackable ice machine and bin duo. The Maxx Ice MIM1000 Modular Ice Machine is ideal for restaurants, entertainment, hospitality, grocery, education and institution applications. Capable of producing up to 1000 pounds of full dice ice cubes daily, this ice machine ensures you'll always have plenty of ice on hand. This modular ice machine measures 30-inches wide and can be stacked with the Maxx Ice 30" Ice Storage Bin, which holds up to 580 pounds of ice. Both feature stainless steel exteriors that are durable and easy to clean. The hinged front panel of the ice maker allows for easy access and service. This ice machine uses an air-cooled compressor and features an automatic cleaning cycle, automatic shut off and bin overflow protection. The storage bin's stainless steel lift-up lid is easy to grip and open to scoop the ice, while the included ice scoop and holder are above the ice line for easy usage and improved sanitation. Four 6-inch adjustable

stainless steel legs stabilize the unit and make cleaning underneath a breeze. The ice storage bin includes an easy-to-clean polyethylene storage bin liner to help you maintain a sanitary environment. Choose the Maxx Ice Modular Ice Machine and Storage Bin for a winning combo that will provide years of reliable, high volume ice production.

- Ice machine produces up to 1000 pounds of full dice ice cubes daily
- Ice storage bin has a 580 pound capacity
- Both units are made of durable stainless steel
- Includes an ice scoop
- Compact, self-contained unit can be installed freestanding or built-in
- Air-cooled compressor
- Easy to use programmable, solid state, digital electronic control system
- Built-in self cleaning mode
- Automatic shut off and overflow protection
- The ice storage bin features an easy-to-clean polyethylene storage bin liner for improved sanitation

MAXX ICE

INTELLIGENT SERIES 30" MODULAR ICE MACHINES

MODEL: MIM650N MIM650NH MIM1000N MIM1000NH



MIM650N/NH



MIM1000N/NH



Designed to fit perfectly with the MIB470N and MIB580N Bins (sold separately)

Maxx Ice Intelligent Series modular, air-cooled ice machines are designed for high volume ice production application. The modular units are compatible with most ice storage bins and beverage dispensers. Available in both full or half dice cubes, the stainless steel and black trim exterior features a hinged front panel for easy cleaning and servicing. The digital controls, vertical evaporator and proven ice making technology will deliver years of reliable ice production.

FEATURES AND CONSTRUCTION

- Stainless steel, black trim exterior
- Air-cooled compressor
- Programmable, user-friendly digital controls
- Digital screen displays ice machine status
- Automatic cleaning cycle and bin overflow prevention
- Power for unit also illuminates the internal LED light in storage bin (MIB470N / MIB580N - sold separately)
- Hinged front panel for easy cleaning and service
- Units are stackable for increased ice production (optional adapter is required)

DAILY ICE PRODUCTION

Air Temp 70°F (21°C) / Water Temp 50°F (10°C)

MIM650N.....	650 lbs (295 kg)
MIM650NH	645 lbs (292 kg)
MIM1000N.....	937 lbs (425 kg)
MIM1000NH	1005 lbs (456 kg)

Air Temp 90°F (32°C) / Water Temp 70°F (21°C)

MIM650N.....	539 lbs (245 kg)
MIM650NH	542 lbs (246 kg)
MIM1000N.....	771 lbs (350 kg)
MIM1000NH	774 lbs (351 kg)

ELECTRIC

230V / 60Hz / 1Ph
Hard-wired installation is required



NEMA L14-20

OPERATING REQUIREMENTS

Ambient Air Temperature Range..... 50° to 100°F (10° to 38°C)

Water Temperature Range..... 41° to 90°F (5° to 32°C)

Water Usage per 100 lbs of ice..... 13.12 Gallons (50L)

Water Supply Line Connection 3/8" FPT

Water Pressure Range:

Min PSI..... 15	Max PSI80*
Min Bar..... 1.0	Max Bar5.5

*Above 80 PSI requires a regulator

Energy Consumption per 100 lbs of ice:

MIM650N.....	5.6 kWh/100 lbs
MIM650NH	5.6 kWh/100 lbs
MIM1000N.....	5.1 kWh/100 lbs
MIM1000NH	5.1 kWh/100 lbs

3RD PARTY APPROVALS



Certified to ANSI NSF 12



Certified to ANSI UL 563



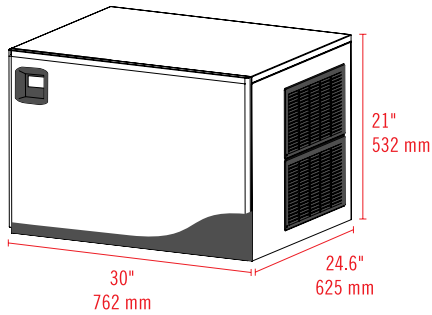
DOE 2018 Compliant



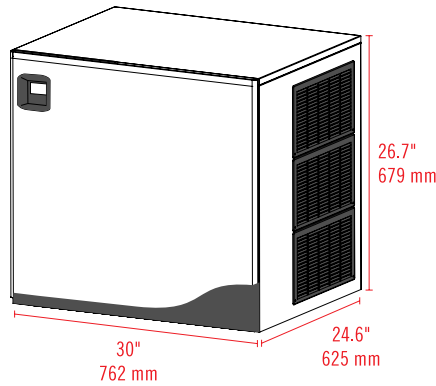
MAXX ICE

INTELLIGENT SERIES 30" MODULAR ICE MACHINES

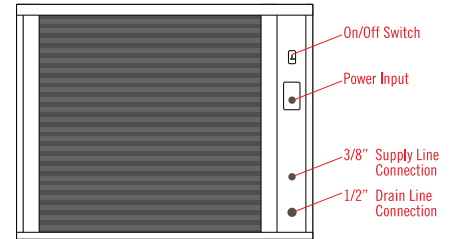
MIM650N/NH



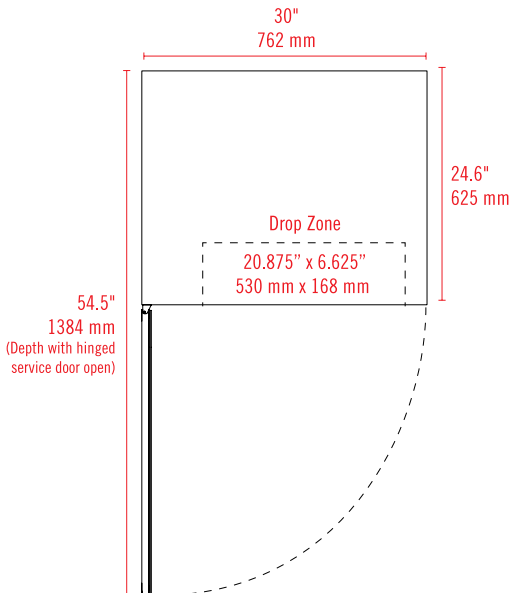
MIM1000N/NH



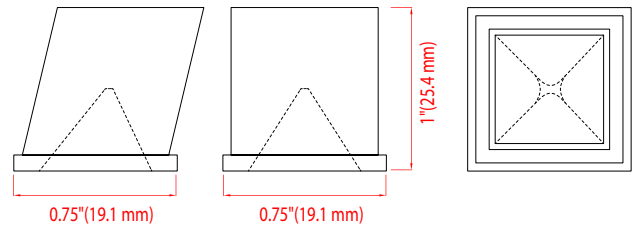
REAR VIEW (ALL MODELS)



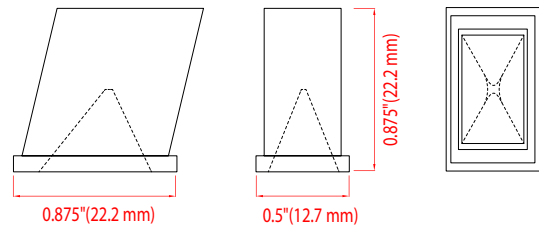
TOP VIEW (ALL MODELS)



FULL DICE CUBE (N MODELS)



HALF DICE CUBE (NH MODELS)



MODEL	EXTERNAL DIMENSIONS	DAILY ICE PRODUCTION (70°F Air / 50°F Water)	COMPATIBLE MAXX ICE STORAGE BIN	NET WEIGHT / SHIPPING WEIGHT	AMP DRAW (MAKING / HARVESTING)	REFRIGERANT AND CHARGE SIZE	ELECTRICAL
MIM650N	30" x 24.6" x 21" (762 x 625 x 532 mm)	650 lbs (295 kg)	MIB470N & MIB580N	155 lbs (70 kg) 165 lbs (75 kg)	7.1A / 8A	R-404a 43oz (1219g)	230V / 60Hz / 1Ph
MIM650NH	30" x 24.6" x 21" (762 x 625 x 532 mm)	645 lbs (292 kg)	MIB470N & MIB580N	155 lbs (70 kg) 165 lbs (75 kg)	7.1A / 8A	R-404a 43oz (1219g)	230V / 60Hz / 1Ph
MIM1000N	30" x 24.6" x 21" (762 x 625 x 532 mm)	937 lbs (425 kg)	MIB470N & MIB580N	194 lbs (88 kg) 208 lbs (94 kg)	10A / 11.1A	R-404a 57.14oz (1620g)	230V / 60Hz / 1Ph
MIM1000NH	30" x 24.6" x 26.7" (762 x 625 x 679 mm)	1005 lbs (456 kg)	MIB470N & MIB580N	194 lbs (88 kg) 208 lbs (94 kg)	10A / 11.1A	R-404a 57.14oz (1620g)	230V / 60Hz / 1Ph

INSTALLATION

- A clearance of 2" from the wall is recommended to promote adequate cooling air circulation
- A gravity drain line is required to install this ice machine
- For optimal performance, the use of a water filter is recommended

По вопросам продаж и поддержки обращайтесь:

Алматы (727)345-47-04
Ангарск (3955)60-70-56
Архангельск (8182)63-90-72
Астрахань (8512)99-46-04
Барнаул (3852)73-04-60
Белгород (4722)40-23-64
Благовещенск (4162)22-76-07
Брянск (4832)59-03-52
Владивосток (423)249-28-31
Владикавказ (8672)28-90-48
Владимир (4922)49-43-18
Волгоград (844)278-03-48
Вологда (8172)26-41-59
Воронеж (473)204-51-73
Екатеринбург (343)384-55-89

Иваново (4932)77-34-06
Ижевск (3412)26-03-58
Иркутск (395)279-98-46
Казань (843)206-01-48
Калининград (4012)72-03-81
Калуга (4842)92-23-67
Кемерово (3842)65-04-62
Киров (8332)68-02-04
Коломна (4966)23-41-49
Кострома (4942)77-07-48
Краснодар (861)203-40-90
Красноярск (391)204-63-61
Курск (4712)77-13-04
Курган (3522)50-90-47
Липецк (4742)52-20-81

Магнитогорск (3519)55-03-13
Москва (495)268-04-70
Мурманск (8152)59-64-93
Набережные Челны (8552)20-53-41
Нижний Новгород (831)429-08-12
Новокузнецк (3843)20-46-81
Ноябрьск (3496)41-32-12
Новосибирск (383)227-86-73
Омск (3812)21-46-40
Орел (4862)44-53-42
Оренбург (3532)37-68-04
Пенза (8412)22-31-16
Петрозаводск (8142)55-98-37
Псков (8112)59-10-37
Пермь (342)205-81-47

Ростов-на-Дону (863)308-18-15
Рязань (4912)46-61-64
Самара (846)206-03-16
Санкт-Петербург (812)309-46-40
Саратов (845)249-38-78
Севастополь (8692)22-31-93
Саранск (8342)22-96-24
Симферополь (3652)67-13-56
Смоленск (4812)29-41-54
Сочи (862)225-72-31
Ставрополь (8652)20-65-13
Сургут (3462)77-98-35
Сыктывкар (8212)25-95-17
Тамбов (4752)50-40-97
Тверь (4822)63-31-35

Тольятти (8482)63-91-07
Томск (3822)98-41-53
Тула (4872)33-79-87
Тюмень (3452)66-21-18
Ульяновск (8422)24-23-59
Улан-Удэ (3012)59-97-51
Уфа (347)229-48-12
Хабаровск (4212)92-98-04
Чебоксары (8352)28-53-07
Челябинск (351)202-03-61
Череповец (8202)49-02-64
Чита (3022)38-34-83
Якутск (4112)23-90-97
Ярославль (4852)69-52-93

Россия +7(495)268-04-70

Казахстан +7(727)345-47-04

Беларусь +(375)257-127-884

Узбекистан +998(71)205-18-59

Киргизия +996(312)96-26-47

эл.почта: mex@nt-rt.ru || сайт: <https://maxx-ice.nt-rt.ru/>